



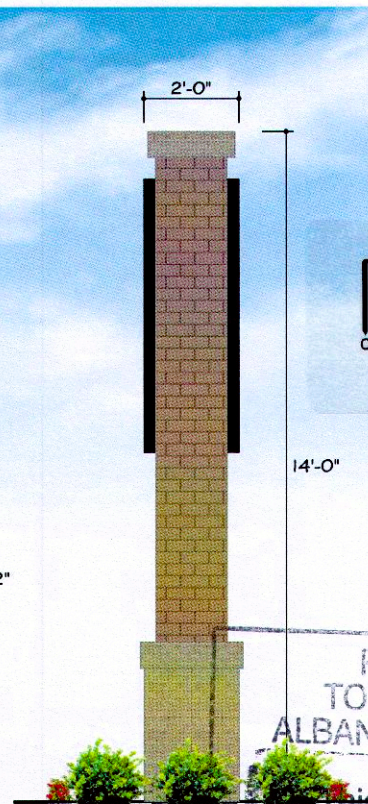
FRONT VIEW

SIGN TYPE "MAIN IDENTIFICATION SIGN"


SCALE: 1/4" = 1'-0"

QUANTITY: 1

SIGN DESIGN: DOUBLE FACED, INTERNALLY ILLUMINATED SIGN CABINET with FLAT ACRYLIC SIGN FACES on STEEL POST with BRICK and LIMESTONE SURROUNDING POST
SIGN CABINET to be INTERNALLY ILLUMINATED via T-12 H.O. FLUORESCENT LAMPS / 800 M.A. BALLASTS 120 VOLT / U.L. APPROVED
SIGN CABINET to have TWO FLAT WHITE ACRYLIC PANELS per SIDE with TRANSLUCENT VINYL GRAPHICS
INSTALLATION METHOD: SCHEDULE 40 STEEL POST with CONCRETE FOOTING as REQUIRED
BRICK and LIMESTONE POLE COVER to be INSTALLED by OTHERS




SIDE VIEW



RECEIVED

JUN 22 2012

Town of Bethlehem
Planning Board



Page 1

APPROVAL	
Customer Signature	Date

Sign Type "Main Identification Sign"



Your Custom Sign Company Since 1991
2800 Patterson Ave. • Greensboro, NC 27407
Phone: 336-545-1124 • Fax: 336-294-0788

©SIGN*A*RAMA All rights reserved. No part of this document may be reproduced or utilized in any form without prior written consent from ©SIGN*A*RAMA.



Project: Glenmont Retail
Location: Glenmont, NY
Date: May 23, 2012

Project Mgr: Jenn Anderson
Sales Rep: Vince Cvijanovic
Drawn By: CTrask