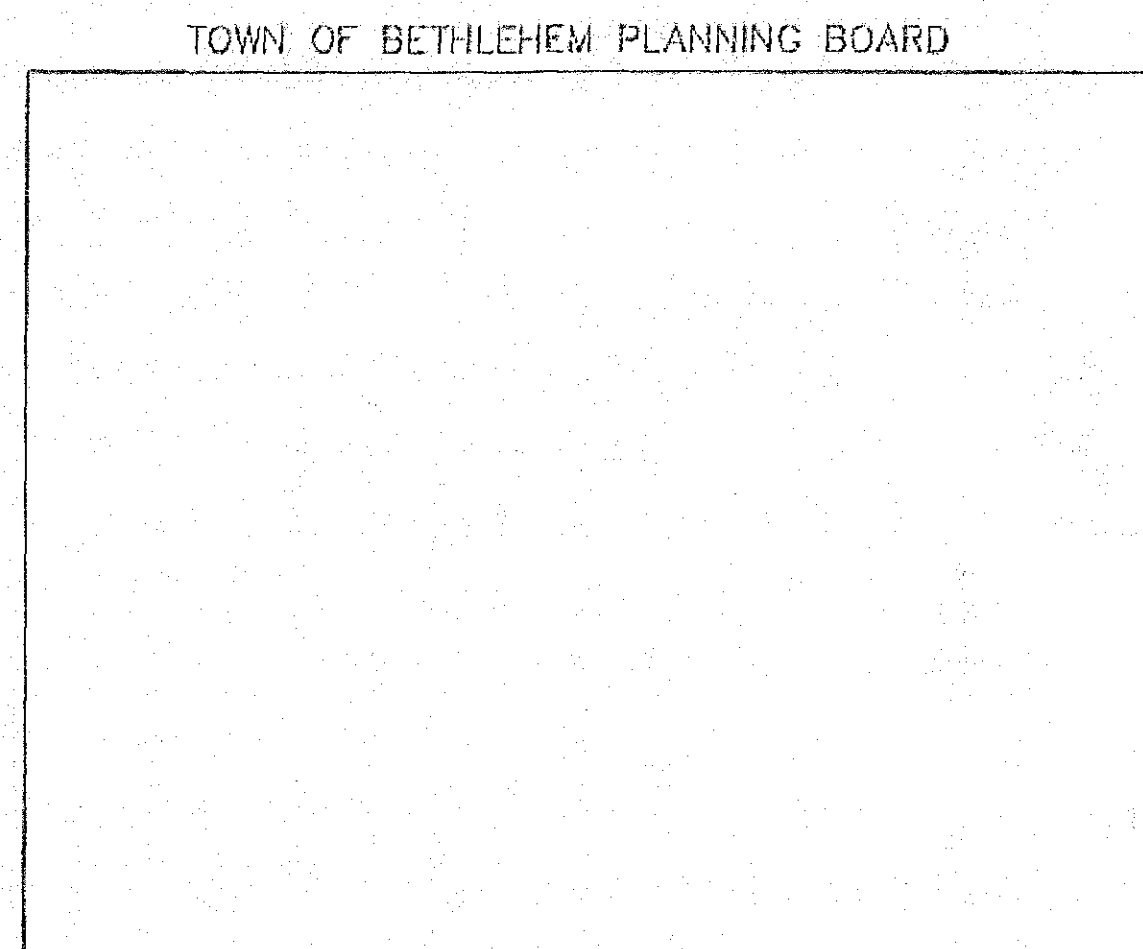
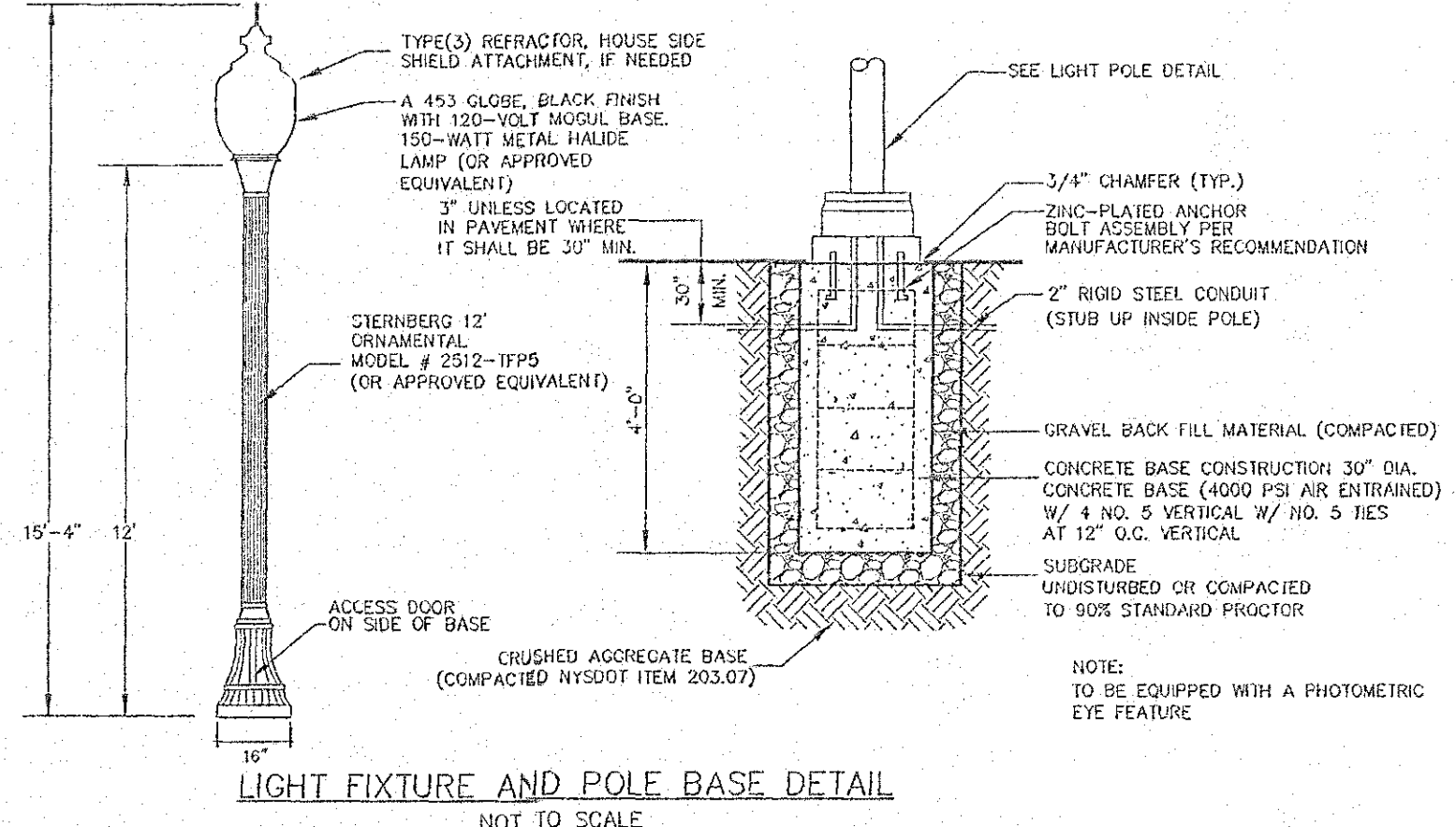


LANDS N/F
JAY HAROLD JAKOWIC
L. 2720 P. 950



LEGEND

PROPERTY LINE	---
ADJACENT PROPERTY LINE	---
PROPOSED BUILDING ADDRESS	36
PROPOSED BUILDING NUMBER	1
EXISTING TREELINE	~ ~ ~
PROPOSED ILLUMINATION CONTOUR	0.5
WETLAND BOUNDARY	
PROPOSED IMPACT	XXXXX
PROPOSED CLEARING LIMITS	LOD




LIGHTING SCHEDULE

SYMBOL	TYPE	MODEL	WATTAGE	QUANTITY	HEIGHT
☐	POLE MOUNTED	STERNBERG B740-150MHP	150	5	12'
◀	WALL MOUNTED	WST 100MHC	100	25	15'
◀	WALL LATERN	SEA GULL LIGHTING 8765-15	100	64	1'

- NOTES:**
- MODEL AS NOTED OR APPROVED EQUAL
 - FIXTURE LOCATION IS SHOWN ON THE LIGHTING PLAN, THIS SHEET
 - FIXTURE AIMING POINT DEPICTED BY SYMBOL IF APPLICABLE
 - PARKING LOT LUMINARE LEVELS:
MAXIMUM - 6.8 ISOFOOTCANDLES
MINIMUM - 0.2 ISOFOOTCANDLES
AVERAGE - 1.0 ISOFOOTCANDLES
UNIFORMITY RATIO - .20

NOTE: 48 HOURS PRIOR TO ANY CONSTRUCTION ACTIVITIES, THE CONTRACTOR SHALL CONTACT DIC SAFELY NEW YORK TO LOCATE ALL UNDERGROUND UTILITIES. 1-800-962-7962




Town of Bethlehem Planning Board
By direction of the Chairman
these plans are hereby Approved.
See first sheet for date & signature.

ALBANY COUNTY DEPARTMENT OF HEALTH
DIVISION OF ENVIRONMENTAL HEALTH SERVICE
By direction of the Commissioner of Health, these plans are hereby approved. See first sheet for date and signature.

NO.	DATE	REVISIONS	BY:
1	9/27/12	FINAL SUBMISSION	PJY

UNAUTHORIZED ALTERATION OR ADDITION TO THIS DRAWING IS A VIOLATION OF SECTION 7209 SUBDIVISION 2 OF THE NEW YORK STATE EDUCATION LAW. ONLY COPIES MADE FROM THE ORIGINAL OF THIS DRAWING BEARING AN ORIGINAL INKED OR EMBOSSED SEAL AND SIGNATURE SHALL BE CONSIDERED TO BE VALID TRUE COPIES.

© Copyright 2012 - Ingalls & Associates, LLP - All rights reserved



ingalls
ingalls & associates, LLP
engineers / surveyors
2800 GUILDFORD AVENUE
SCHENECTADY, N.Y. 12306
PHONE: (518) 393-7725
FAX: (518) 393-2324

LIGHTING PLAN
32 UNIT MULTI-FAMILY DEVELOPMENT
605 FEURA BUSH ROAD
TOWN OF BETHLEHEM
COUNTY OF ALBANY STATE OF NEW YORK

DATE: AUGUST 24, 2012
CHECKED BY: D.F.I.
JOB NO. 11-090

DRAWN BY: P.J.Y.
CADD FILE: 110900F

SCALE: 1" = 30'
SHEET 6 OF 12