

LOCATION
2
203.83
IN = 192.63
OUT = 192.53

FIELD LOCATION
SANMH 1
RIM = 203.29
8" INV IN = 191.49
8" INV OUT = 191.39

LOT: 1
14512.97 SQ FT
0.33 ACRES

LANDS N/F
MADELINE SHEILA
GAVIN

LANDS N/F
MINOO M BUCHANAN
L. 2511, P. 1067

LANDS N/F
THE UNITED STATES
OF AMERICA
L. 2446, P. 151

#223

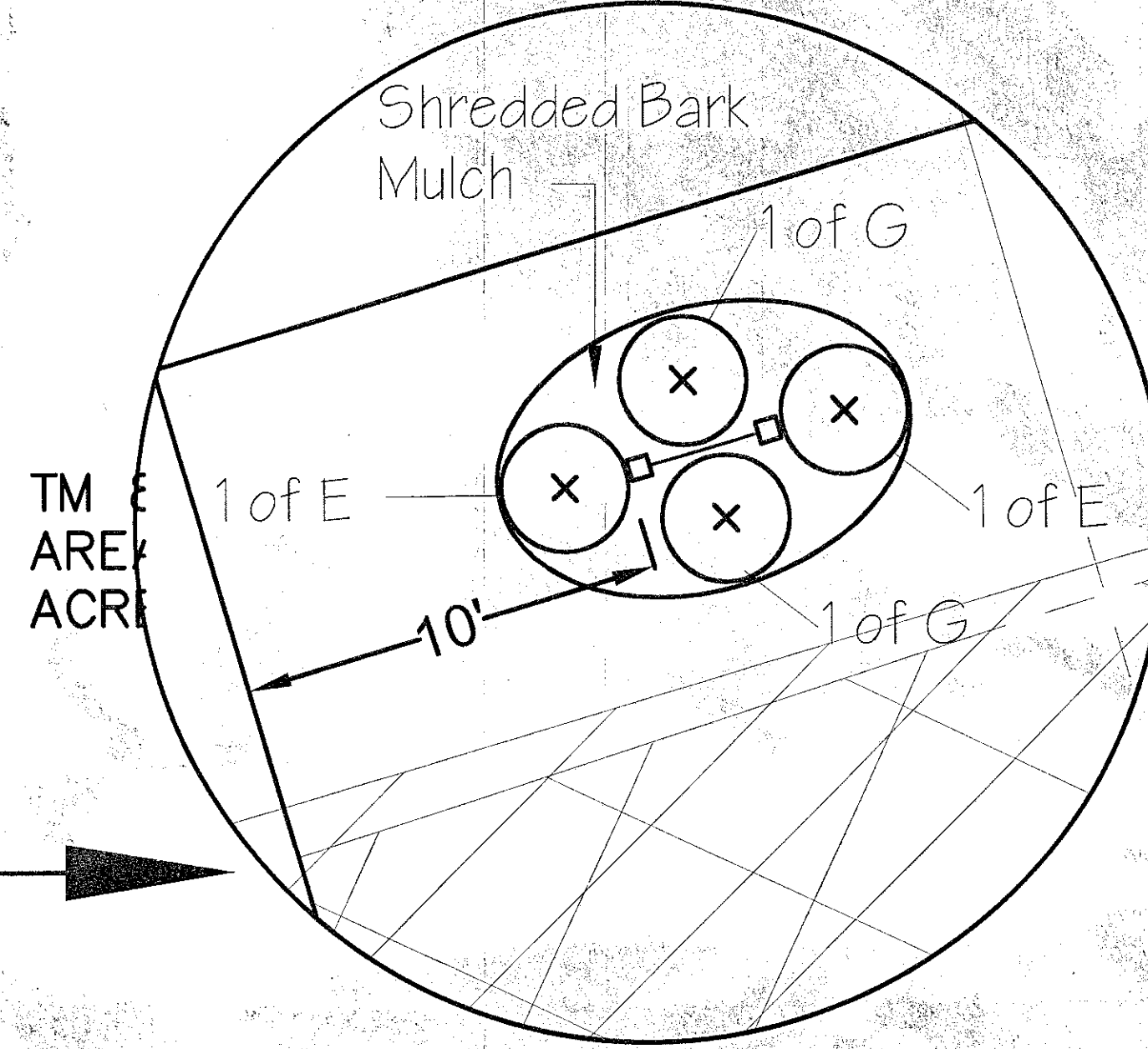
#225

#229

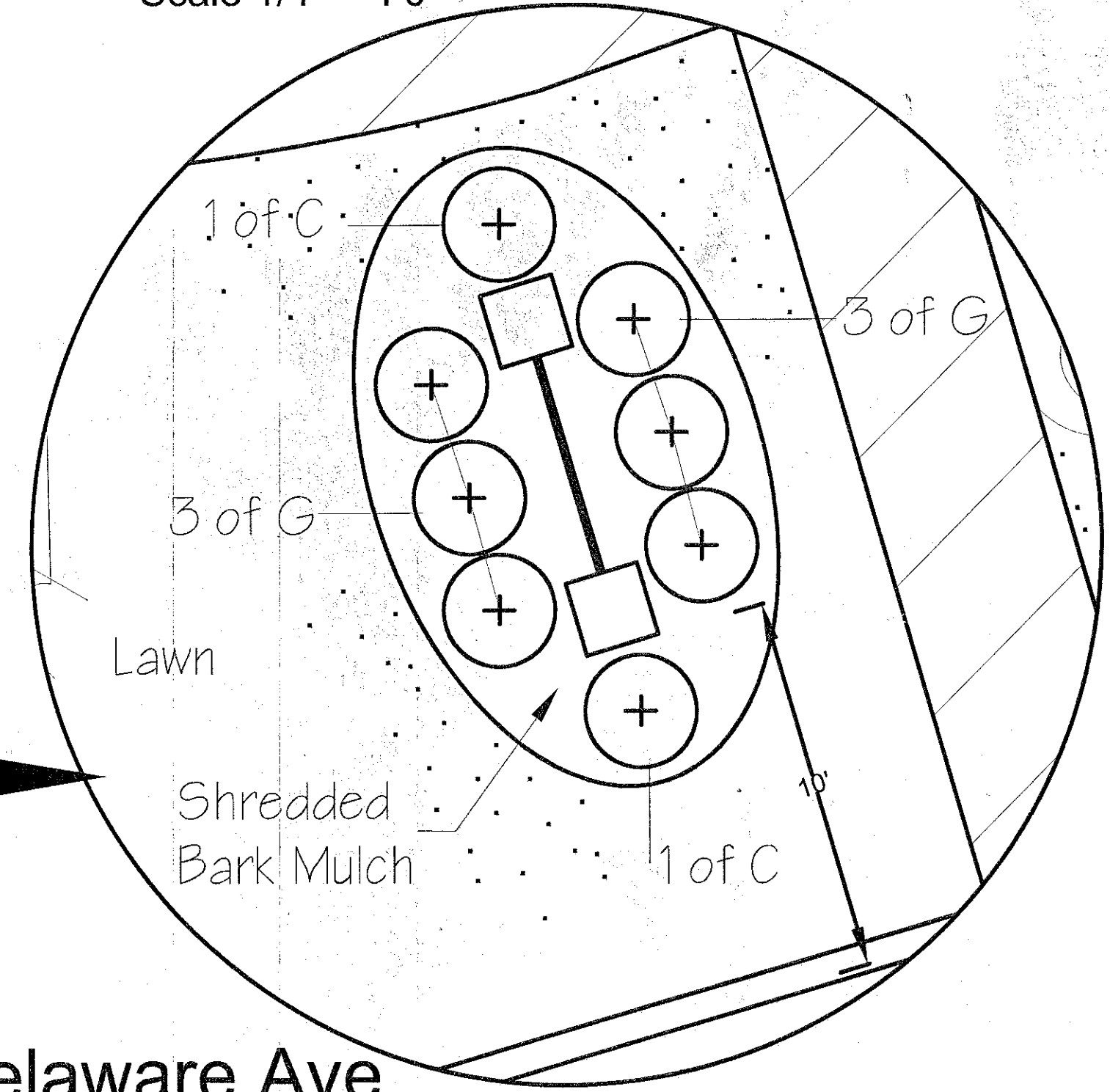
DELaware AVE.
(STATE ROUTE 443)

PLANT LIST

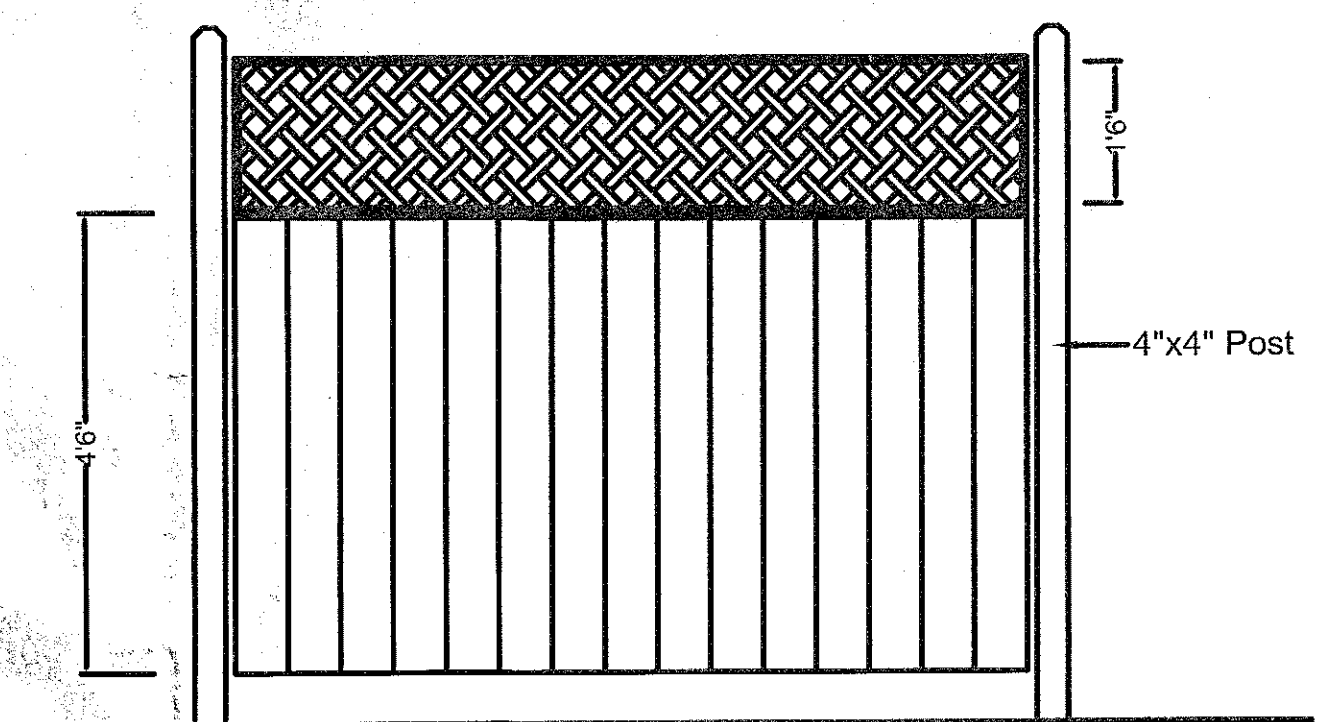
Scientific Name	Common Name	Size	Quant.	Cond.
A <i>Amelanchier laevis</i>	Allegheny Serviceberry	2 1/2" cal.	2	B&B
B <i>Malus 'Spring Snow'</i>	Spring Snow Crabapple	2" cal.	1	B&B
C <i>Spiraea niponica 'Snowmound'</i>	Snowmound Spirea	#3 cont.	12	CG
D <i>Buxus microphylla koreana 'Winter Gem'</i>	Winter Gem Boxwood	#2 cont.	5	CG
E <i>Potentilla fruticosa</i>	Potentilla (Y/W)	#2 cont.	12	CG
F <i>Picea abies</i>	Norway Spruce	5-6' Ht.	3	B&B
G <i>Juniperus horizontalis</i>	Andorra Juniper	#2 cont.	8	CG
H <i>Juniperus scopulorum</i>	Skyrocket Juniper	4-5' Ht.	29	CG
I <i>Taxus x media 'Hicks'</i>	Hicks Upright Yew	#5 cont.	11	CG



Leonard Pl. Sign Planting
Scale 1/4" = 10"



Delaware Ave. Sign Planting
Scale 1/4" = 10"



Fence Section (typ)
Scale 1/2" = 10"

Town of Bethlehem Planning Board

TOWN OF BETHLEHEM, NEW YORK
PLANNING DEPT. ORIGINAL
- SCANNED -

PLANNING BOARD
TOWN OF BETHLEHEM
ALBANY COUNTY, NEW YORK
By direction of the Chairman.
These drawings are hereby approved.
See sheet(s) 1/11 B
for date and signature.

UNAUTHORIZED ALTERATION OR ADDITION TO THIS DRAWING IS A VIOLATION OF SECTION 205 OF THE EDUCATION LAW. ONLY COPIES MADE FROM THE ORIGINAL DRAWING SHALL BE CONSIDERED TO BE VALID AND TRUE COPIES.

© 2018 Kleinke Associates - Delmar, NY
225 Delaware Avenue

KLEINKE ASSOCIATES
LANDSCAPE ARCHITECTS - MUNICIPAL PLANNERS
WWW.LANDSCAPEARCHITECTS.COM
62 NIMMER ROAD, SUNGERLANDS, NEW YORK 12169
INFO@KLEINKEASSOCIATES.COM 518-431-7760

PLANTING PLAN
UNAUTHORIZED ALTERATION OR ADDITION TO THIS DOCUMENT IS A VIOLATION OF SECTION 205 OF THE EDUCATION LAW. ONLY COPIES MADE FROM THE ORIGINAL DRAWING SHALL BE CONSIDERED TO BE VALID AND TRUE COPIES.

OWNER: Keystone Builders
5 Elm Avenue
Delmar, New York 12054

225 DELAWARE AVENUE
Delmar - Town of Bethlehem - Albany County, NY

DRAWING NO: LP1
225 Delaware Avenue