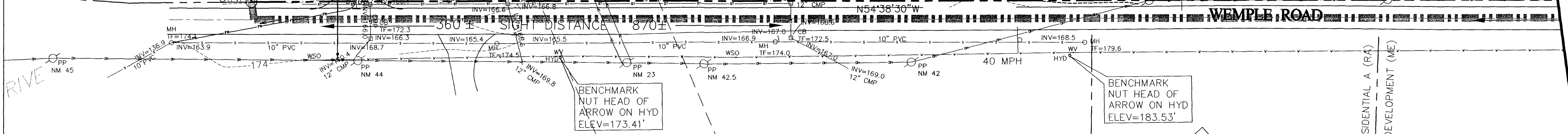



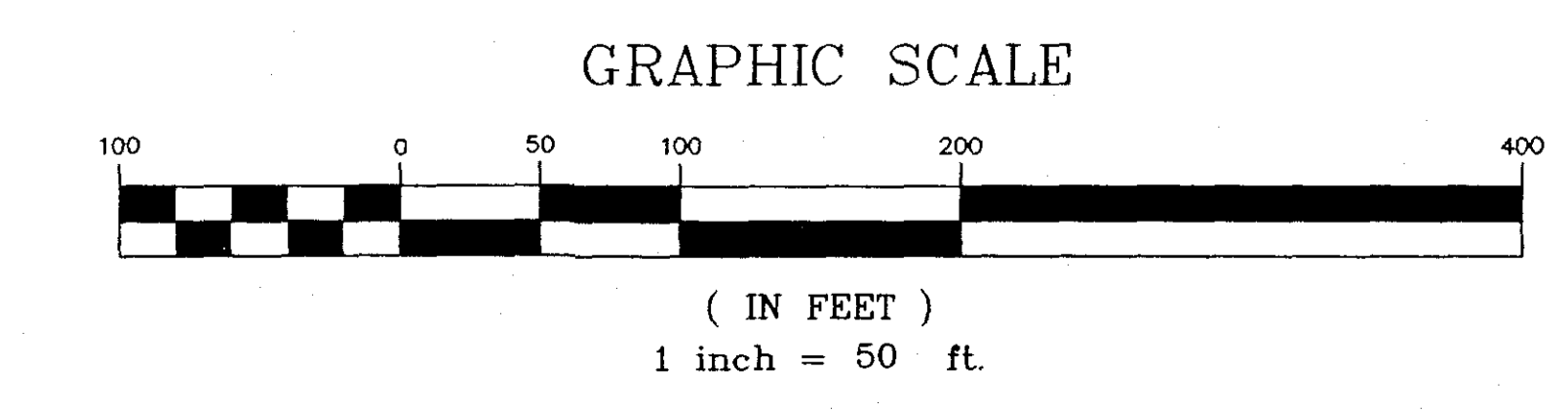
LANDS N/F
THOMAS A. & MARGARET
BARLETT
L.2476 P.385

MATCH LINE SHEET 3

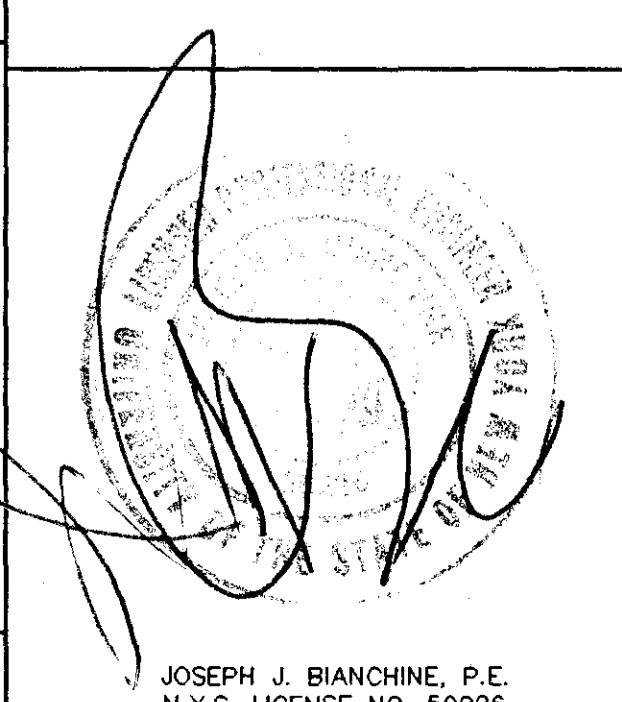


BENCHMARK
NUT HEAD OF
ARROW ON HYD
ELEV=173.41'

BENCHMARK
NUT HEAD OF
ARROW ON HYD
ELEV=183.53'



NO.	REVISION	DATE



ALTERNATION OF THIS DOCUMENT EXCEPT BY A LICENSED PROFESSIONAL ENGINEER IS ILLEGAL

PRELIMINARY GRADING & UTILITIES PLAN

WEMPLE ROAD CONDOMINIUMS

TOWN OF BETHLEHEM COUNTY OF ALBANY
STATE OF NEW YORK

ABD ENGINEERS SURVEYORS
411 Union Street Schenectady, N.Y. 12305
518-377-0315 Fax. 518-377-0379

DATE: JUNE 20, 2006 SCALE: 1"=50' DWG: 2983_SITE1.7 SHEET OF 3 4