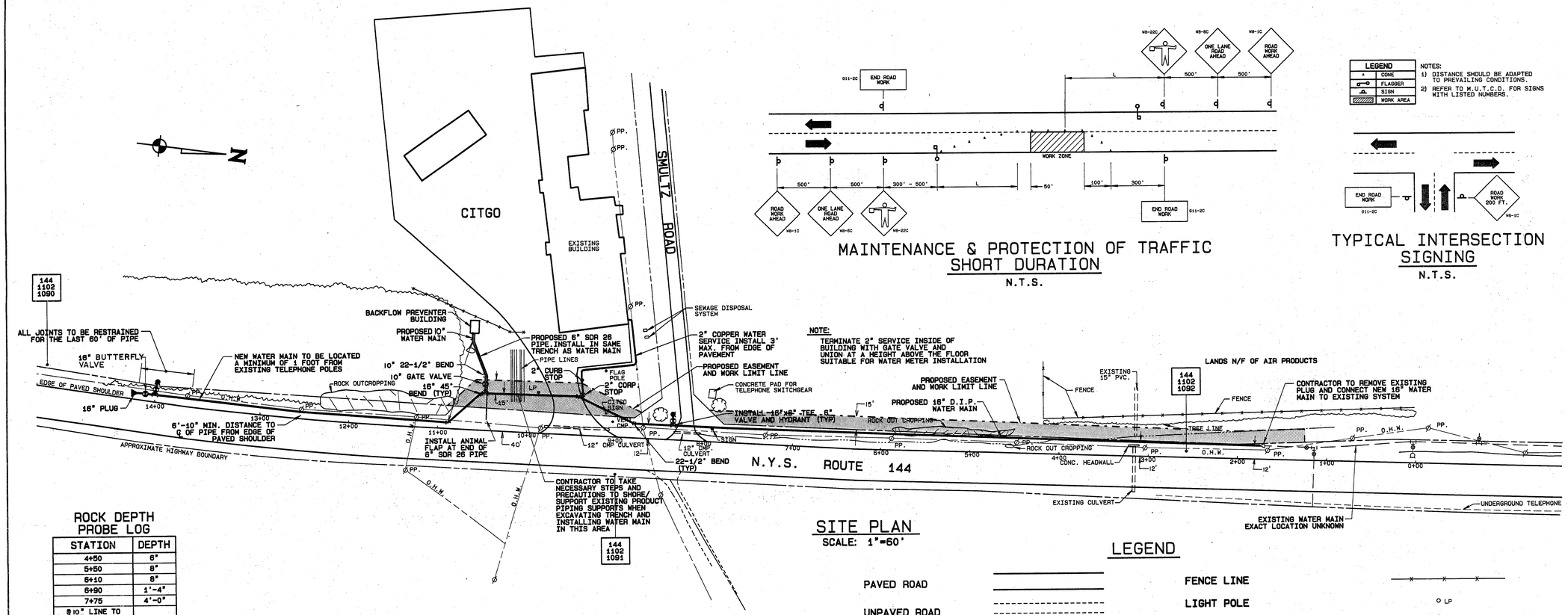

NOTE:
TERMINATE 2" SERVICE INSIDE OF BUILDING WITH GATE VALVE AND UNION AT A HEIGHT ABOVE THE FLOOR SUITABLE FOR WATER METER INSTALLATION

SITE PLAN
SCALE: 1"=60'

MAINTENANCE & PROTECTION OF TRAFFIC
SHORT DURATION
N.T.S.

LEGEND	
	CONE
	FLAGGER
	SIGN
	WORK AREA

NOTES:
1) DISTANCE SHOULD BE ADAPTED TO PREVAILING CONDITIONS.
2) REFER TO M.U.T.C.D. FOR SIGNS WITH LISTED NUMBERS.

TYPICAL INTERSECTION SIGNING
N.T.S.

ROCK DEPTH PROBE LOG

STATION	DEPTH
4+50	6"
5+50	8"
6+10	8"
6+90	1'-4"
7+75	4'-0"
@ 10" LINE TO RPZ BLDG.	
10" GATE VALVE	6"
BLDG. FOUNDATION	6"

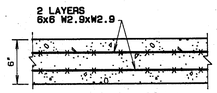

FLOOR REINFORCING
N.T.S.

LEGEND

PAVED ROAD	FENCE LINE
UNPAVED ROAD	LIGHT POLE
INDIVIDUAL TREE	POLE
TREE AREA	PROPOSED HYDRANT
DRAINAGE COURSE	CONTROL VALVE
BUILDING	PROPOSED WATER MAINS
	EXISTING WATER MAINS
	PROPERTY / R.O.W. LINE
	EXISTING ABOVEGROUND ELECTRIC

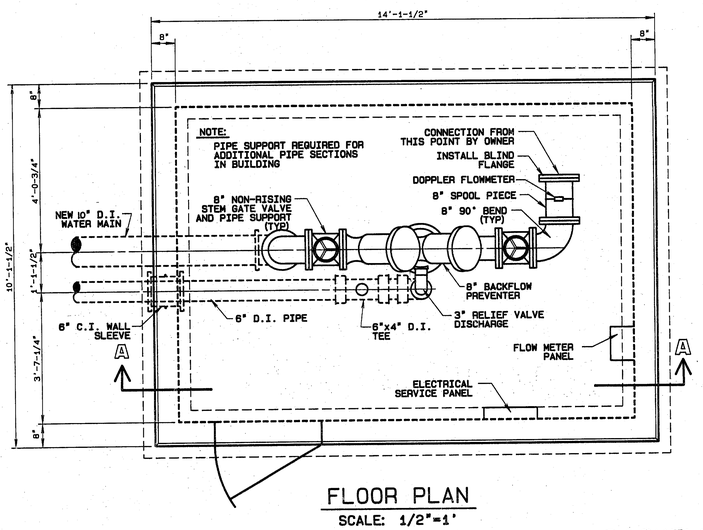

FLOOR PLAN
SCALE: 1/2"=1'

NOTES:
1. ALL EXPOSED WATER PIPING WITHIN THE STRUCTURE SHALL BE FLANGED JOINTS. ALL OTHER WATER PIPING SHALL BE MECHANICAL JOINTS
2. PREFABRICATED STRUCTURE TO BE INSTALLED (BY OTHERS)

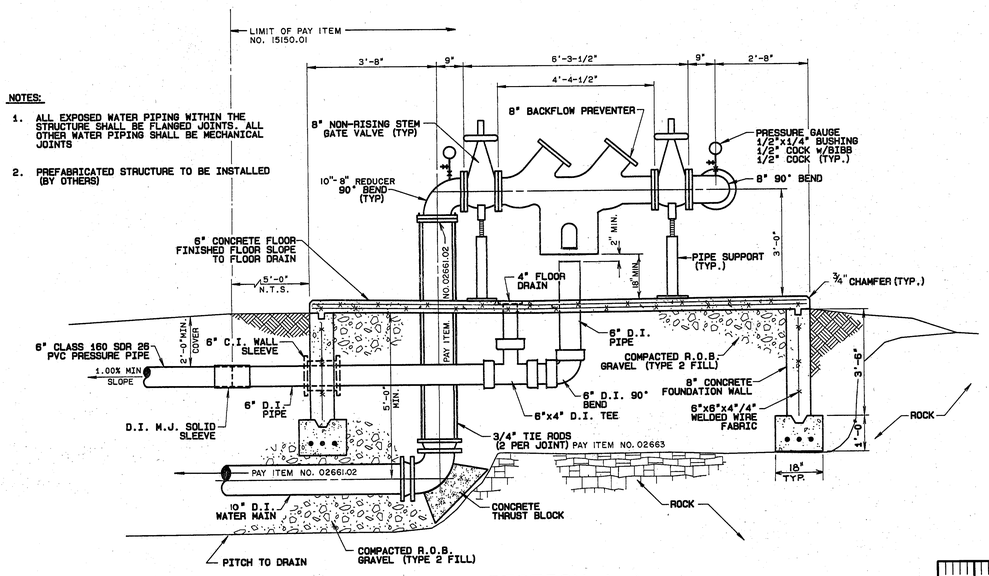

SECTION A-A
N.T.S.

BACKFLOW PREVENTER BUILDING

SCALE
0 5 1 2 3

NOTES

1. CONTRACTOR IS RESPONSIBLE FOR NOTIFYING AND COORDINATING WITH THE RESPECTIVE UTILITIES PRIOR TO EXCAVATING. CONTRACTOR IS ALSO RESPONSIBLE FOR DETERMINING EXACT LOCATION AND DEPTH OF ALL UTILITIES BEFORE EXCAVATING.
2. 16" PIPE TO BE INSTALLED 4'-0" TO CENTERLINE OF PIPE
3. 10" PIPE TO BE INSTALLED 5'-0" TO CENTERLINE OF PIPE
4. 6" CLASS 160 SDR 26 PVC PIPE TO BE INSTALLED IN SAME TRENCH AS 10" D.I. WATER MAIN ON SEPARATE SHELF.

UNAUTHORIZED ALTERATIONS OR ADDITIONS TO THIS DOCUMENT IS A VIOLATION OF SECTION 7209 SUBDIVISION 2 OF THE NEW YORK STATE EDUCATION LAW

REVISIONS

DATE	BY	DESCRIPTION	SYMBOL

FRASER
CONSULTING ENGINEERS
LAND SURVEYORS
LANDSCAPE ARCHITECTS & PLANNERS
J. KENNETH FRASER AND ASSOCIATES, PE, LS, LA, P.C.
22 HIGH STREET
RENSSELAER, NEW YORK
TEL. (518) 463-4400 FAX. (518) 432-6741

CITGO PETROLEUM CORPORATION
TOWN OF BETHLEHEM
ALBANY COUNTY, NEW YORK

WATER DISTRICT NO.1

PROPOSED CITGO EXTENSION

SCALE AS NOTED

STATE OF NEW YORK · JAMES K. FRASER · LICENSED PROFESSIONAL ENGINEER · 42621

PROJ. ENG'R: CAD
DRAWN BY: BM
ASSEMBLED BY: PJH
CHECKED BY: JKF

DWG. NO.239238.005

SHEET TITLE:
SITE PLAN & DETAILS

DATE: NOVEMBER 1992 SHEET 2 OF 3

INCHES 0 1 2
3340 TOWN OF BETHLEHEM

COPYRIGHT 1992 J. KENNETH FRASER AND ASSOCIATES, P.C.