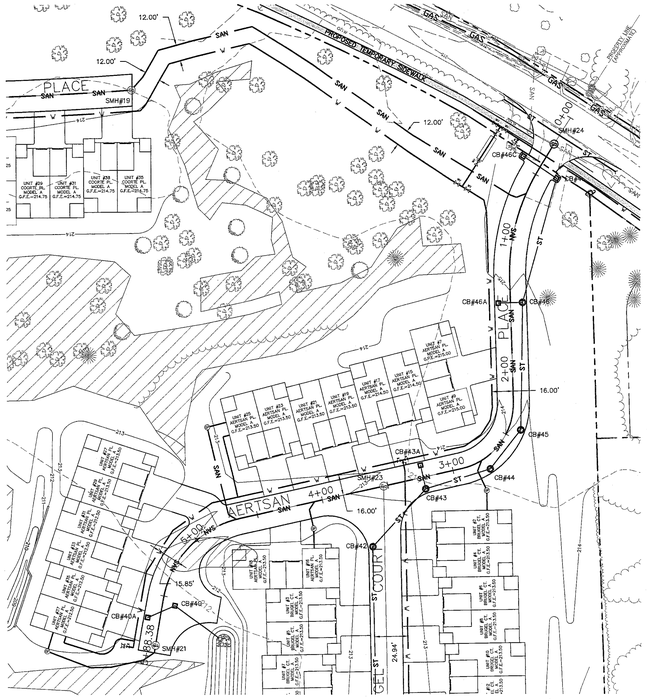

8A PLAN – ROAD "AERTSAN PLACE" STA: 0+00 TO 5+88.38
Scale: 1"=40'

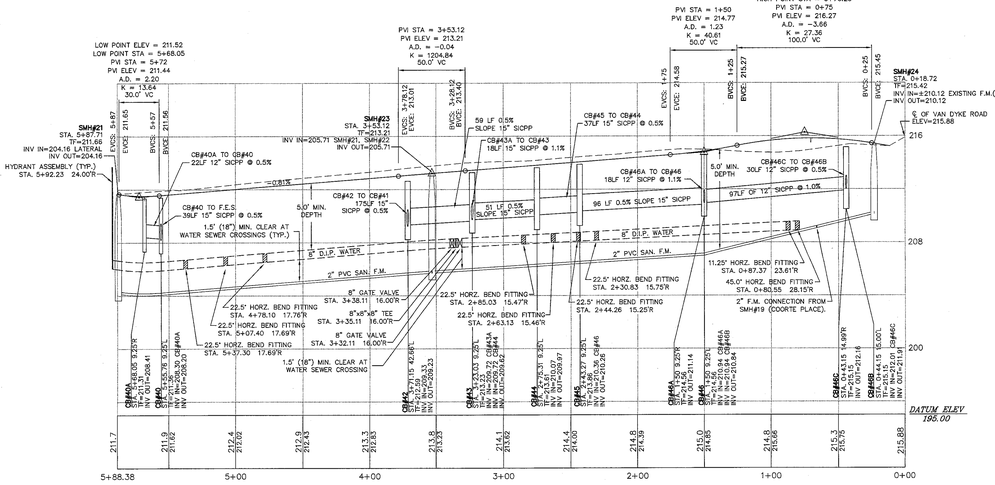

8B PROFILE – ROAD "AERTSAN PLACE" STA: 0+00 TO 5+88.38
Scale: (H) 1"=40'
(V) 1"=4'

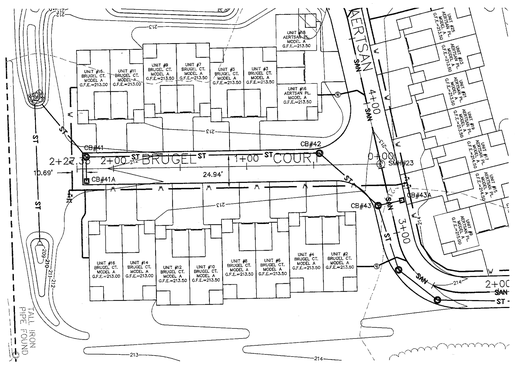

9A PLAN – ROAD "BRUGEL COURT" STA: 0+00 TO 2+27.35
Scale: 1"=40'

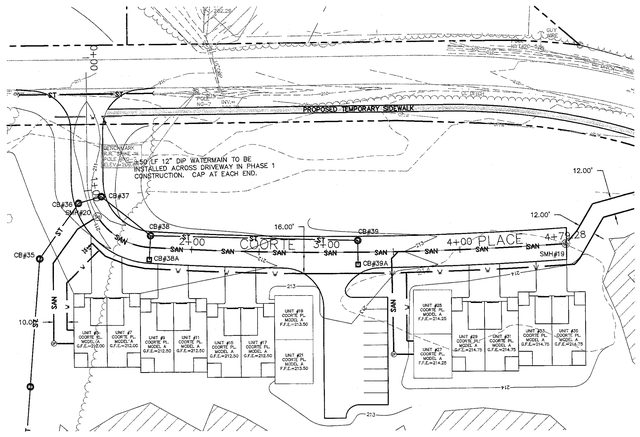

10A PLAN – ROAD "COORTE PLACE" STA: 0+00 TO 4+79.28
Scale: 1"=40'

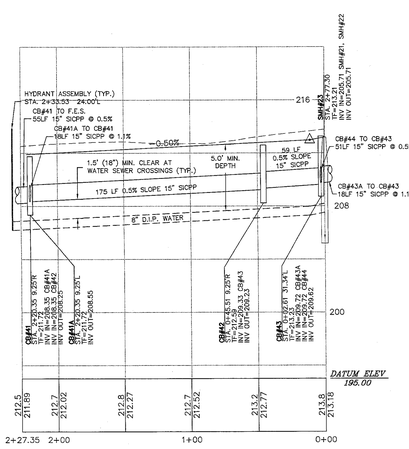

9B PROFILE – ROAD "BRUGEL COURT" STA: 0+00 TO 2+27.35
Scale: (H) 1"=40'
(V) 1"=4'

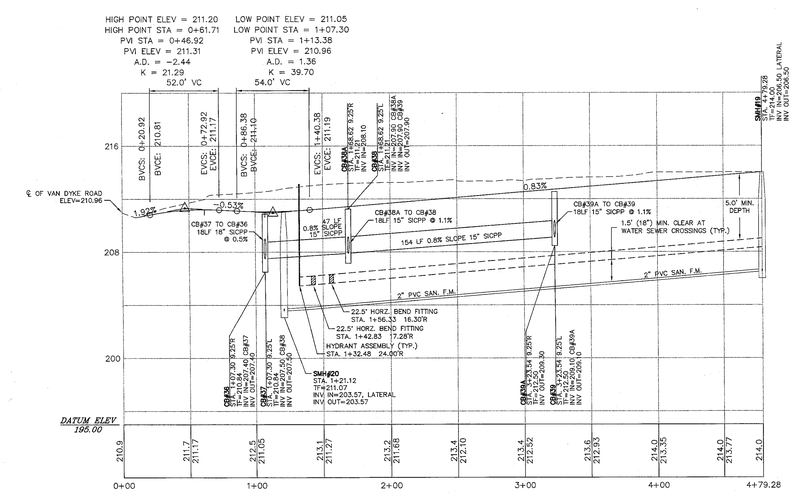

10B PROFILE – ROAD "COORTE PLACE" STA: 0+00 TO 4+79.28
Scale: (H) 1"=40'
(V) 1"=4'

HYDRANT MAINTENANCE (WITHIN SITE)

PRIVATE HYDRANTS (THOSE WITHIN THE SITE) SHALL BE ADEQUATELY MAINTAINED. MAINTENANCE SHALL BE PERFORMED IN ACCORDANCE WITH NFPA - 25 STANDARDS AS EXCERPTED AS FOLLOWS:

4.2.2.4 DRY BARREL AND WALL HYDRANTS. DRY BARREL AND WALL HYDRANTS SHALL BE INSPECTED ANNUALLY AND AFTER EACH OPERATION. HYDRANTS SHALL BE INSPECTED, AND THE NECESSARY CORRECTIVE ACTION SHALL BE TAKEN AS SHOWN IN TABLE 4.2.2.4.

TABLE 4.2.2.4 DRY BARREL AND WALL HYDRANTS

CONDITION	CORRECTIVE ACTION
INACCESSIBLE	MAKE ACCESSIBLE
BARREL CONTAINS WATER OR ICE (WHEN TEMPERATURE IS COOLER THAN 32°F), A FAULTY DRAIN, A LEAKY HYDRANT VALVE, OR HIGH GROUNDWATER TABLE.	REPAIR AND DRAIN; FOR ISTEH HYDRANTS, REPAIR AND DRAIN NECESSARY TO FULFILL THE DRAIN AND PUMP OUT THE BARREL AFTER EACH USE
IMPROPER DRAINAGE FROM BARREL	REPAIR DRAIN
LEAKS IN OUTLETS OR AT TOP OF HYDRANT	REPAIR OR REPLACE GASKETS, PACKING, OR PARTS AS NECESSARY
CRACKS IN HYDRANT BARREL	REPAIR OR REPLACE
TIGHTNESS OF OUTLETS	LUBRICATE IF NECESSARY; TIGHTEN IF NECESSARY
WORN NOZZLE THREADS	REPAIR OR REPLACE
WORN HYDRANT OPERATING NUT	REPAIR OR REPLACE
AVAILABILITY OF OPERATING WRENCH	MAKE SURE WRENCH IS AVAILABLE

4.2.2 HYDRANTS HYDRANTS SHALL BE TESTED ANNUALLY TO ENSURE PROPER FUNCTIONING. EACH HYDRANT SHALL BE OPENED FULLY AND WATER FLOWED UNTIL ALL FOREIGN MATERIAL HAS CLEARED. FLOW SHALL BE MAINTAINED FOR NOT LESS THAN ONE MINUTE.

AFTER OPERATION, DRY BARREL AND WALL HYDRANTS SHALL BE OBSERVED FOR PROPER DRAINAGE FROM THE BARREL. FULL DRAINAGE SHALL TAKE NO LONGER THAN 60 MINUTES. WHERE SOIL CONDITIONS OR OTHER FACTORS ARE SUCH THAT THE HYDRANT BARREL DOES NOT DRAIN WITHIN 60 MINUTES, OR WHERE THE GROUNDWATER LEVEL IS ABOVE THAT OF THE HYDRANT DRAIN, THE HYDRANT DRAIN SHALL BE PLUGGED AND THE WATER IN THE BARREL PUMPED OUT AFTER EACH USE. HYDRANTS SHALL BE PROTECTED AGAINST FREEZING DURING FREEZING WEATHER AND THAT HAVE PLUGGED DRAINS SHALL BE IDENTIFIED CLEARLY AS NEEDING PUMPING AFTER OPERATION.

4.4.3 GENERAL. ALL EQUIPMENT SHALL BE MAINTAINED IN PROPER WORKING CONDITION, CONSISTENT WITH THE MANUFACTURER'S RECOMMENDATIONS.

4.4.3.1 HYDRANTS SHALL BE LUBRICATED ANNUALLY TO ENSURE THAT ALL STEMS, CAPS, PLUGS, AND THREADS ARE IN PROPER OPERATING CONDITION.

4.4.3.2* HYDRANTS SHALL BE KEPT FREE OF SNOW, ICE, OR OTHER MATERIALS AND PROTECTED AGAINST MECHANICAL DAMAGE SO THAT FREE ACCESS IS INSURED.

4.6 RECORDS. RECORDS SHALL BE MAINTAINED IN ACCORDANCE WITH SECTION 1.6.

GENERAL UTILITY NOTES:

1. 10.0' MINIMUM HORIZONTAL CLEARANCE IS REQUIRED BETWEEN WATER AND SEWER LINES.
2. 18" MINIMUM VERTICAL CLEARANCE IS REQUIRED BETWEEN WATER AND SEWER LINES.

NEW YORK STATE DEPARTMENT OF ENVIRONMENTAL CONSERVATION

NEW YORK STATE DEPARTMENT OF HEALTH

TOWN OF BETHLEHEM
PLANNING BOARD
TOWN OF BETHLEHEM
ALBANY COUNTY, NEW YORK
This Site Plan Approved.
Title Chairman
Date 07/23/2012
SPA 165 A1.

ALBANY COUNTY HEALTH DEPARTMENT

ALBANY COUNTY DEPARTMENT OF HEALTH
DIVISION OF ENVIRONMENTAL HEALTH SERVICES
By direction of the Commissioner of Health, these plans are hereby approved. See last sheet for date and signature.

INCHES
Town of Bethlehem, NY

STATE OF NEW YORK
MICHAEL J. HAYES
071231
LICENSED PROFESSIONAL ENGINEER
6/27/2012

Stantec
Stantec
3 Columbia Circle Suite 6
Albany, NY U.S.A.
12203
Tel. 518.452.4358
Fax. 518.452.9234
www.stantec.com

The Contractor shall verify and be responsible for all dimensions. DO NOT scale the drawing – any errors or omissions shall be reported to Stantec without delay. The Copyrights to all designs and drawings are the property of Stantec. Reproduction or use for any purpose other than those authorized by Stantec is forbidden.

Unauthorized alteration or addition to this plan is a violation of section 7209 of the New York State Education Law.

Only copies from the original drawing maintained at the offices of Stantec and bearing the embossed seal of the preparer shall be considered to be true and valid copies.

PLANS & PROFILES- PHASE1

VAN DYKE SPINNEY

AT DELMAR, NEW YORK
VAN DYKE ROAD
TOWN OF BETHLEHEM- COUNTY OF ALBANY - STATE OF NEW YORK

REVISIONS		
REVISED PER LAND CONSERVANCY MEETING	8/24/10	
REVISED PER TOWN REVIEW COMMENTS	5/5/10	
REVISED LANDSCAPING AND LAYOUT	4/29/10	
PLANNING BOARD SUBMISSION	2/23/10	
REVISED PER TOWN REVIEW COMMENTS – RESUBMIT	2/5/10	
TOWN OF BETHLEHEM – PLANNING BOARD SUBMISSION	10/30/09	
TOWN OF BETHLEHEM – PRELIMINARY SWPPP SUBMISSION	9/22/09	

REMARKS	DATE
REVISED PER TOWN COMMENTS – RESUBMIT TO ENG. DEPT.	1/26/11
REVISED PER TOWN COMMENTS – RESUBMIT TO PLANN. BOARD	12/8/10
REVISED PER TOWN COMMENTS – RESUBMIT TO PLANN. BOARD	9/17/10
REVISED PER LAND CONSERVANCY MEETING	9/3/10
REVISED PER BARTON AND LOGUIDICE COMMENTS	8/26/10

Drawn	DJH
Checked	KJM
Approved	
Project No.	0540811
Date:	Sept. 2009

Title
PP-1
Phase 1

Sheet No.
7

08-0010308_SPA165A1