


PARKING AREA	
Illuminance (Fc)	
Average =	2.07
Maximum =	9.50
Minimum =	0.40
Avg/Min Ratio =	5.18
Max/Min Ratio =	23.75



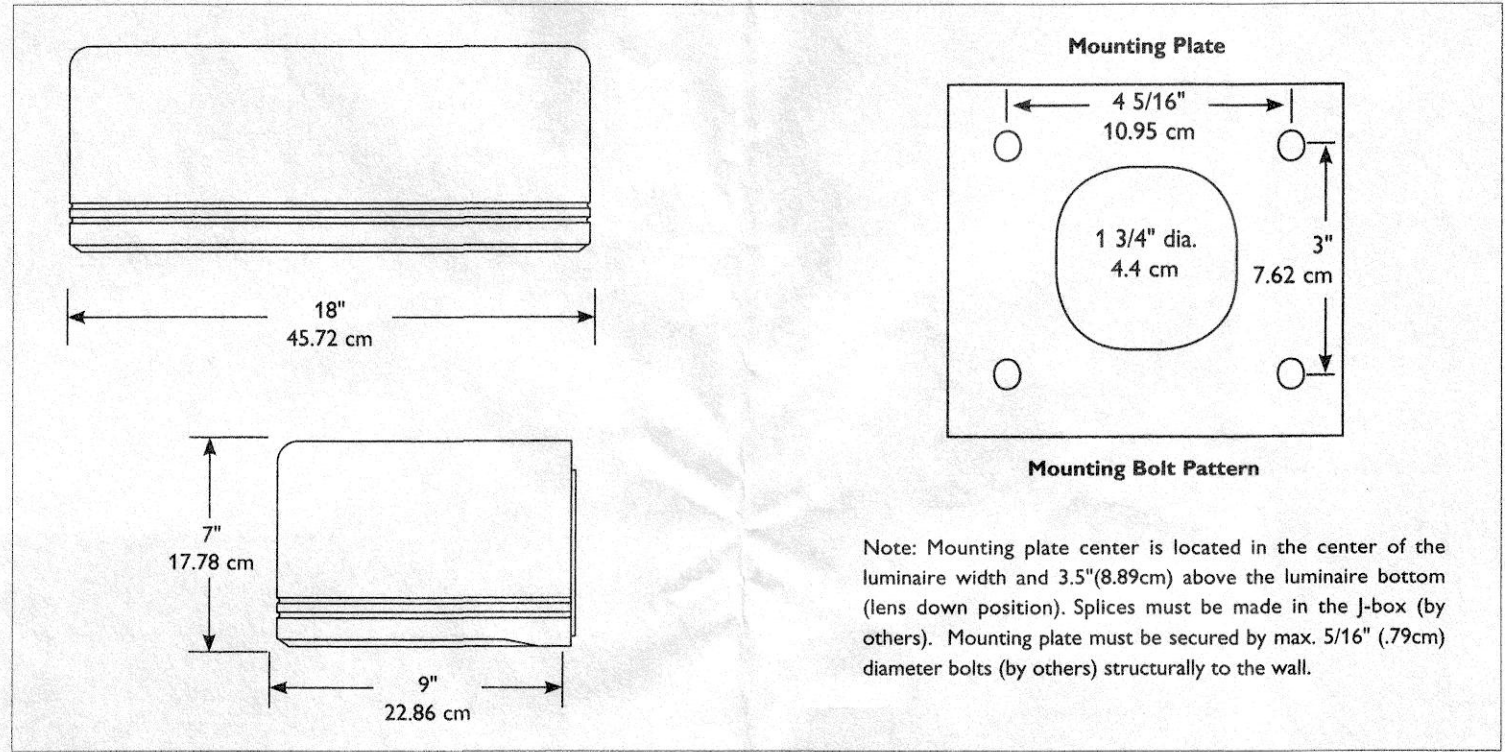
Project: Bedding Store		Project # 137-0451-R2
Specifier: Ted Ranslow - Creighton Manning Engineering		
Agent: Paul Gregory - LightSpec - Albany		
Calculations By: Benjamin Peirick - Philips Gardco		
Date: June 21, 2012		
Scale: 1 : 1		
Photometric data used is based on established IES procedures and published lamp ratings.		
Pt. x pt. values shown are horizontal illuminance at grade (single-plane), in footcandles.		
The LLF is based on lamp manufacturer's published mean lumen ratings.		
Field performance will depend on actual lamp, ballast, electrical, and site characteristics.		
Luminaire height shown is approximate overall mounting height above finished grade. (U.N.O.)		

Luminaire Schedule							
Project: Bedding Store							
Symbol	Qty	Label	Description	Arrangement	Lumens/Lamp	LLF	Filename
	2	SA	EMCO ECA14-1-FV-150PSMH @ 15'	SINGLE	14000	0.750	ECA14-FV-150P.ies
	1	WA	Gardco 104-WT-150PSMH @ 15'	SINGLE	12500	0.750	104-WT-150P.ies
	1	WA1	Gardco 104-FV-150PSMH @ 15'	SINGLE	12500	0.750	104-FV-150P.ies
	1	WA2	Gardco 104-FV-150PSMH @ 11.5'	SINGLE	12500	0.750	104-FV-150P.ies
	4	WB	Gardco 104-MT-42TRF @ 8'	SINGLE	3200	0.850	104-MT-42F.ies

NOTE: GARDCO 104-MT-42TRF IS A LIGHTING EQUAL TO ILLUME 1 LIGHT OUTDOOR WALL SCONCE AND USED TO PRODUCE THE LIGHTING LEVELS ONLY. THE ILLUME FIXTURE NOTED ON THE ARCHITECTURAL BUILDING ELEVATIONS IS TO BE USED.

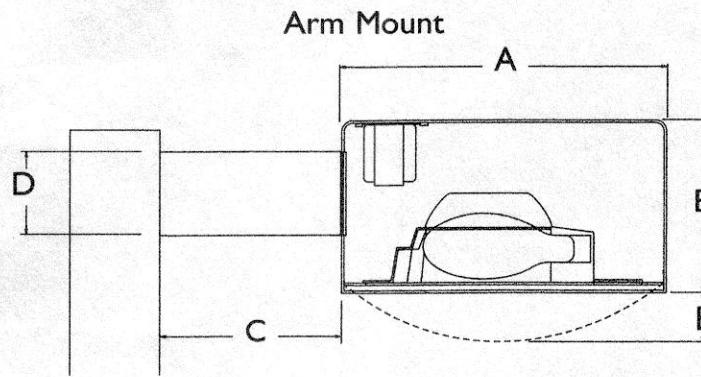
Statistical Area Summary							
Project: Bedding Store							
Label	Avg	Max	Min	Avg/Min	Max/Min	# Pts	Units
PARKING AREA	2.07	9.50	0.40	5.18	23.75	115	Fc

Numeric Summary							
Project: Bedding Store							
Label	Avg	Max	Min	Avg/Min	Max/Min	# Pts	Units
PROPERTY LINE	0.04	0.2	0.0	N.A.	N.A.	80	Fc




GARDCO 104-WT-150PSMH (BUILDING MOUNTED LIGHTING DETAIL)
SCALE: NOT TO SCALE

ARM MOUNT			
	14"	18"	23"
A			
	14" sq	18" sq	23" sq
	35.56cm	45.72cm	58.42cm
B			
	7"	10"	14.5"
	17.78cm	25.40cm	36.83cm
C Arm Length			
	6"	9"	12"
	15.24cm	22.86cm	30.48cm
D Arm Height			
	5"	5"	8"
	12.70cm	12.70cm	20.32cm
E Drop Lens			
	2"	4"	6.5"
	5.08cm	10.16cm	16.51cm




EMCO ECA14-1-FV-150PSMH @ 15' (POLE MOUNTED LIGHTING DETAIL)
SCALE: NOT TO SCALE

TOWN OF BETHLEHEM APPROVAL



Creighton Manning
CREIGHTON MANNING ENGINEERING, LLP
2 WINNERS CIRCLE - ALBANY - NEW YORK - 12205
P: (518) 446-0386 F: (518) 446-0387 WWW.CMELLP.COM



UNAUTHORIZED ALTERATION OR ADDITION TO THIS DOCUMENT IS A VIOLATION OF APPLICABLE STATE AND/OR LOCAL LAWS.

No.	Submittal / Revision	App'd	Date
3	Final Approval	MBT	6/21/12
2	Town Comments	MBT	6/15/12
1	Town Comments	MBT	5/03/12

Drawn: TAR Date: 1-06-12
Designed: TAR Date: 1-06-12
Checked: MBT Date: 1-06-12

Project Number 111-187

Project Title
**316 NYS
Route 9W
Glenmont, NY 12077**

Prepared For
**Glenmont
Retail, LLC**
50 State Street, 6th Floor
Albany, NY 12207

Drawing Title
LIGHTING PLAN

Drawing Scale:
As Shown

Date:
06-21-2012

Issued For

**SITE PLAN
REVIEW**

Drawing Number

C-7