

BETHLEHEM TOWN CENTER LANDSCAPING MODIFICATION

ROUTE 9W AND BENDER LN.
GLENMONT, NY 12077

NIGRO COMPANIES

20 CORPORATE WOODS
ALBANY, NY 12211

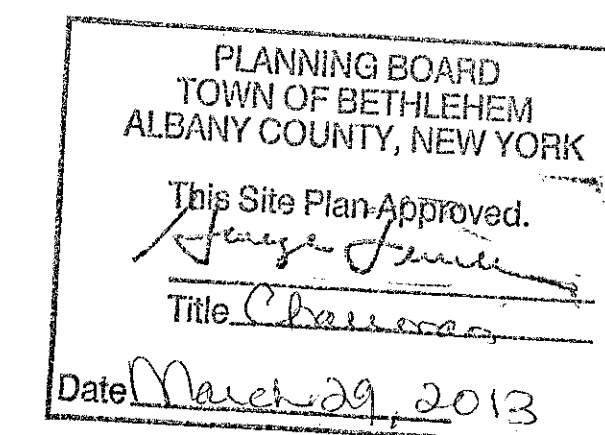
Bergmann
associates
architects // engineers // planners

10B Madison Avenue Extension
Albany, New York 12203

office: 518.862.0325
fax: 518.862.0326

www.bergmannpc.com

REVISIONS				
NO.	DATE	DESCRIPTION	REV.	CK'D
1	12-21-12	PER TOWN COMMENTS	JDO	GEU



SPA 191

DETAILS

Drawing Copyright © 2012

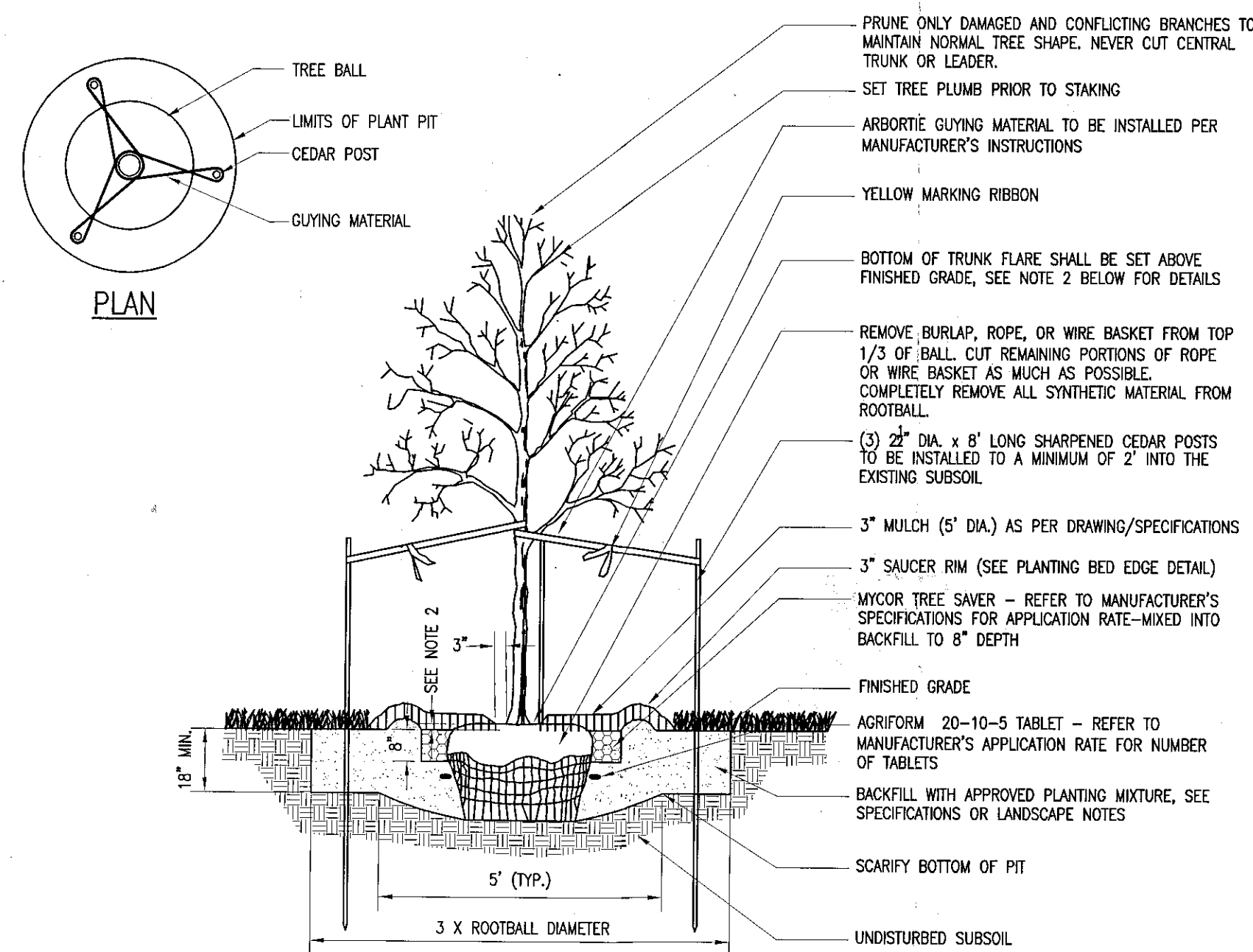
NOTE: Unauthorized alteration or addition to this drawing is a violation of the New York State Education Law Article 145, Section 7209.

Project Manager:	G. URSprung, P.E.
Designed by:	J. O'CONNOR, PE
Drawn by:	J. O'CONNOR, PE
Checked by:	G. URSprung, PE
Date Issued:	OCTOBER 3, 2012
Scale:	1" = 40'

Project Number: 9337.01 File Name: 9337_C131.DWG

Drawing Number:

C131

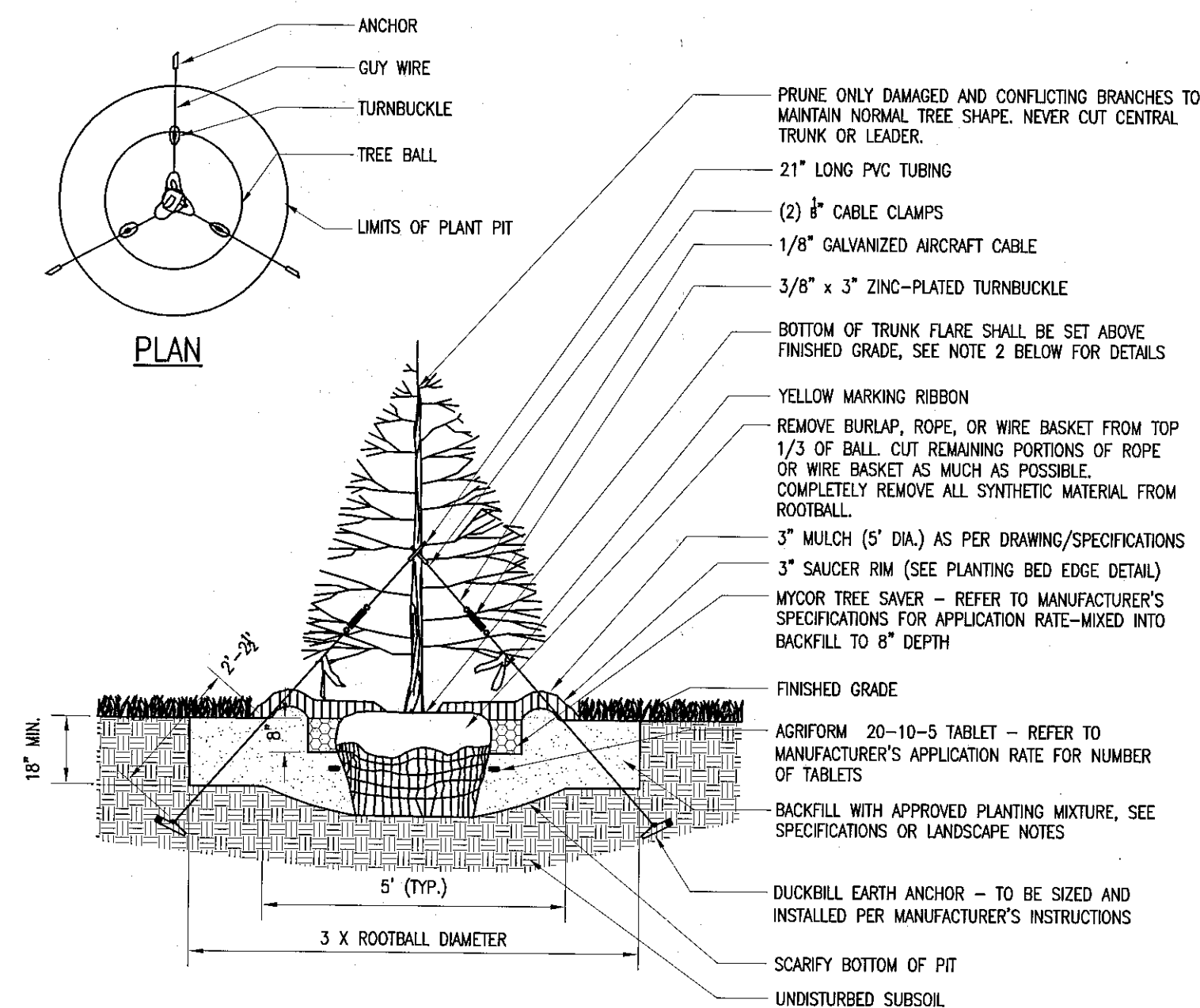


NOTES:

1. MAINTAIN A 3" MINIMUM RADIUS CLEAR OF MULCH AROUND THE TRUNK.
2. THE DISTANCE BETWEEN THE BOTTOM OF THE TRUNK FLARE AND THE FINISHED GRADE SHALL BE AS FOLLOWS:
FOR SANDY OR LOAMY SOILS: 1"
FOR CLAY OR POORLY DRAINED SOILS: 3"
THE CONTRACTOR SHALL REVIEW THE APPROPRIATE PLANTING DEPTH WITH THE OWNER'S REPRESENTATIVE PRIOR TO INSTALLATION.
3. WHEN TAGGING TREES AT THE NURSERY, MARK THE NORTH SIDE OF THE TREE IN THE FIELD AND WHEN INSTALLING, ROTATE TREE TO FACE NORTH WHENEVER POSSIBLE.

DECIDUOUS TREE PLANTING LESS THAN 4" CAL.

NO SCALE

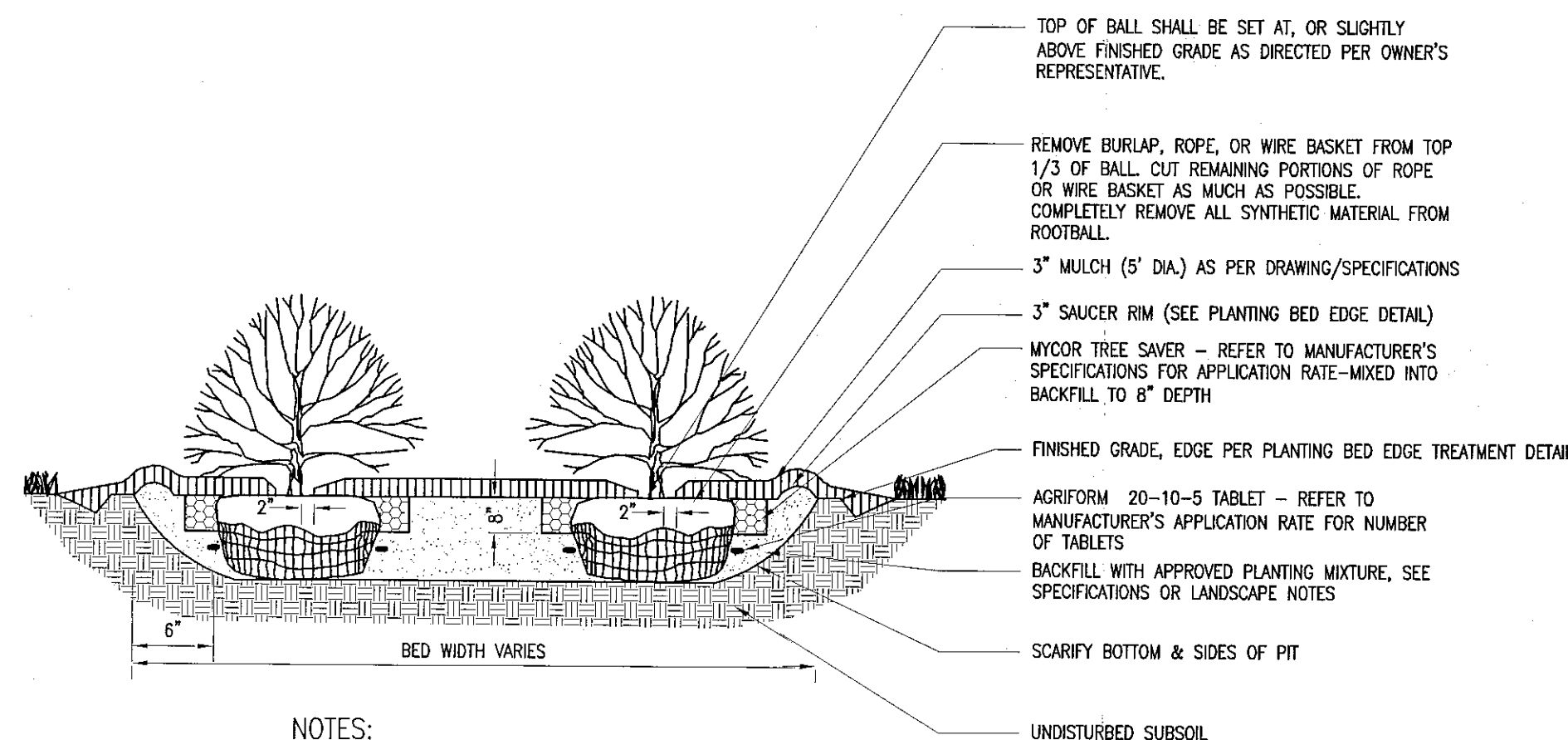


NOTES:

1. MAINTAIN A 2" MINIMUM RADIUS CLEAR OF MULCH AROUND THE TRUNK.
2. THE DISTANCE BETWEEN THE BOTTOM OF THE TRUNK FLARE AND THE FINISHED GRADE SHALL BE AS FOLLOWS:
FOR SANDY OR LOAMY SOILS: 1"
FOR CLAY OR POORLY DRAINED SOILS: 3"
THE CONTRACTOR SHALL REVIEW THE APPROPRIATE PLANTING DEPTH WITH THE OWNER'S REPRESENTATIVE PRIOR TO INSTALLATION.
3. WHEN TAGGING TREES AT THE NURSERY, MARK THE NORTH SIDE OF THE TREE IN THE FIELD AND WHEN INSTALLING, ROTATE TREE TO FACE NORTH WHENEVER POSSIBLE.

EVERGREEN TREE PLANTING

NO SCALE

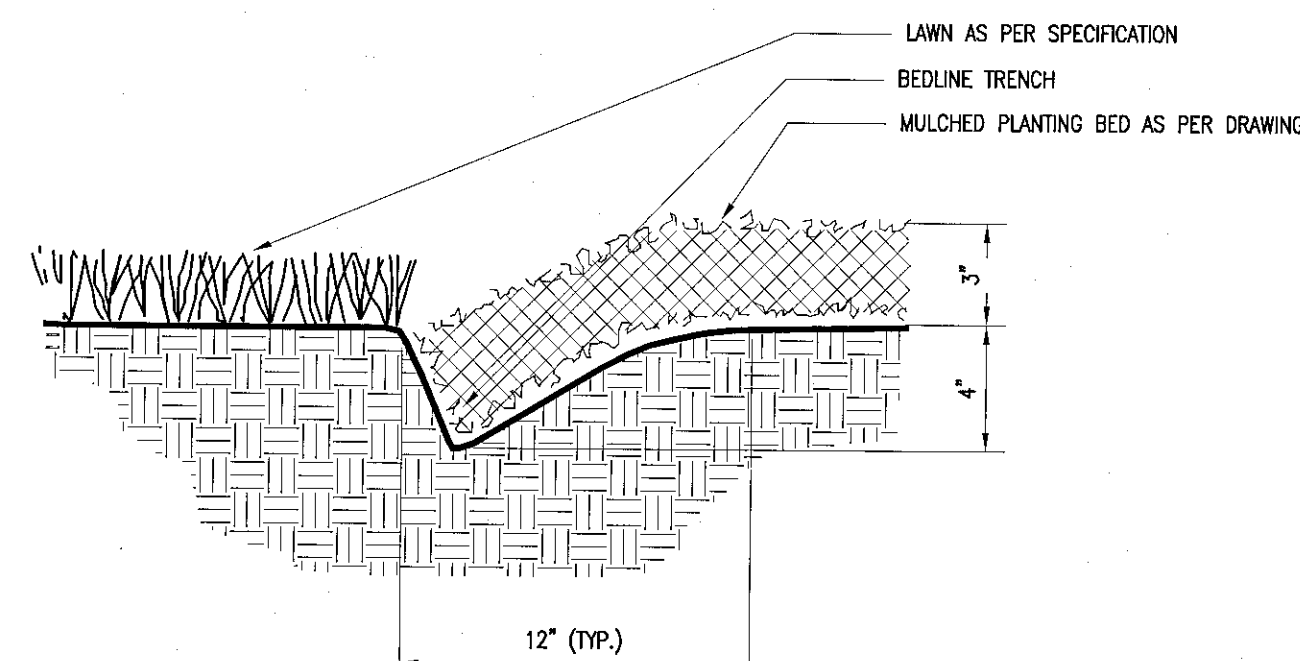


NOTES:

1. MAINTAIN A 2" MINIMUM RADIUS CLEAR OF MULCH AROUND THE TRUNK.
2. PLANTING BED DEPTH IN LAWN AREAS SHALL BE A MINIMUM OF 18" DEEP AND/OR AS DIRECTED BY THE OWNER'S REPRESENTATIVE.
3. ALL PLANTING BEDS SHALL BE FREE OF CONSTRUCTION DEBRIS.

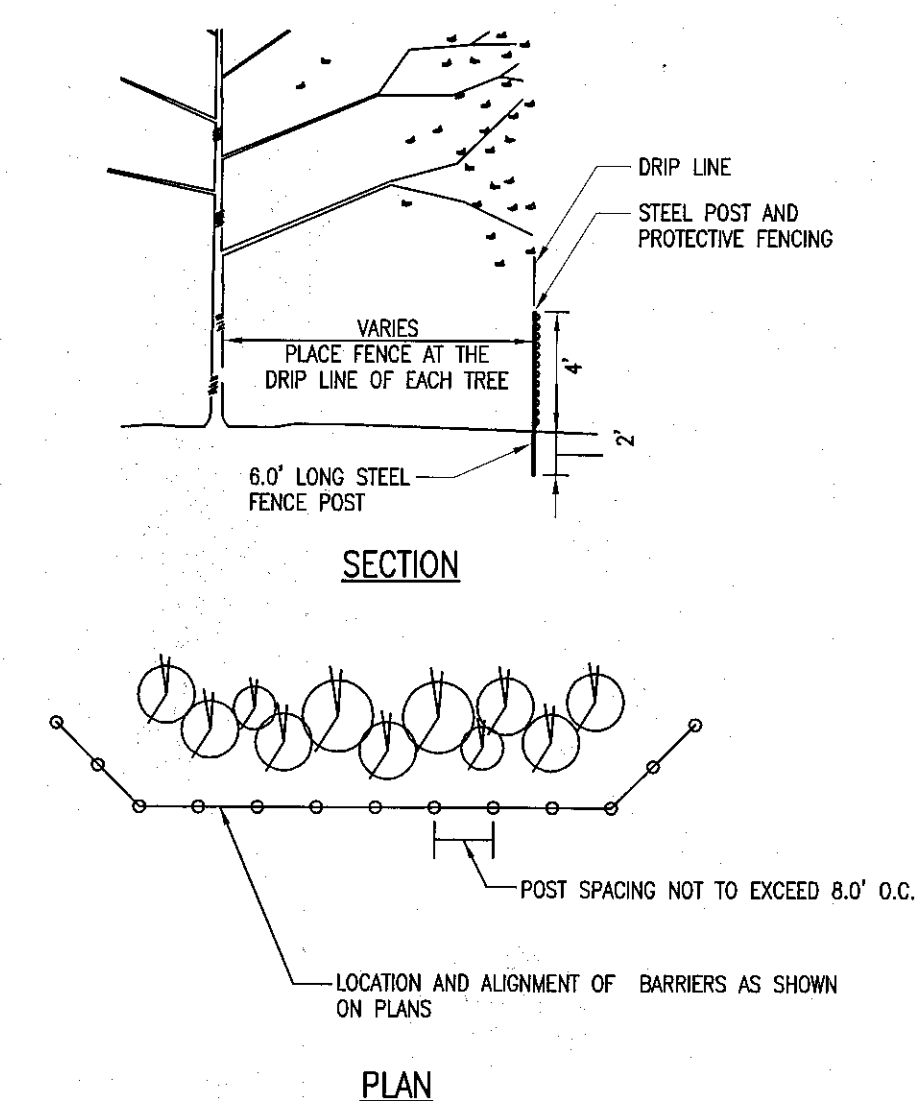
SHRUB PLANTING

NO SCALE



PLANTING BED EDGE TREATMENT

NO SCALE



PLAN

NO SCALE

VEGETATION PROTECTION BARRIER DETAIL

