

Bethlehem DPW

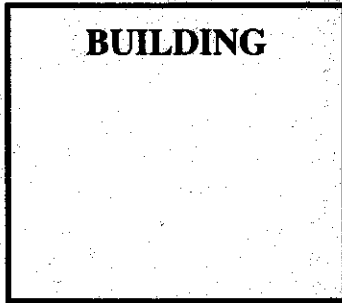
CURB BOX and VALVE BOX LOCATIONS

Installed by LANCASTER Size 6" GV

(Check One)

Sewer _____

Water X



— ELMA AVENUE —

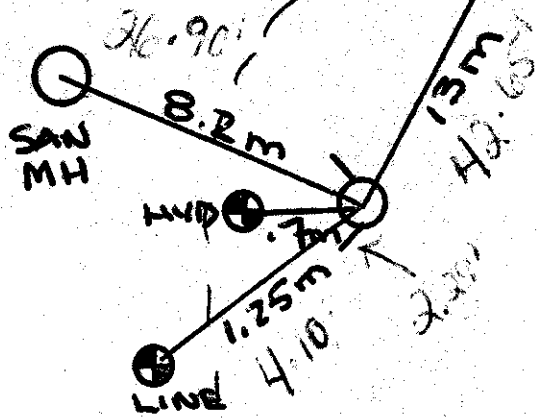
DR 36




DR 37



LONGWOOD DRIVE



ADDRESS STA 2+135 PT. ELMA AVE.



DATE 11/18/03 SIGNED BY F. CARPAGNA

Place Additional Information On Back