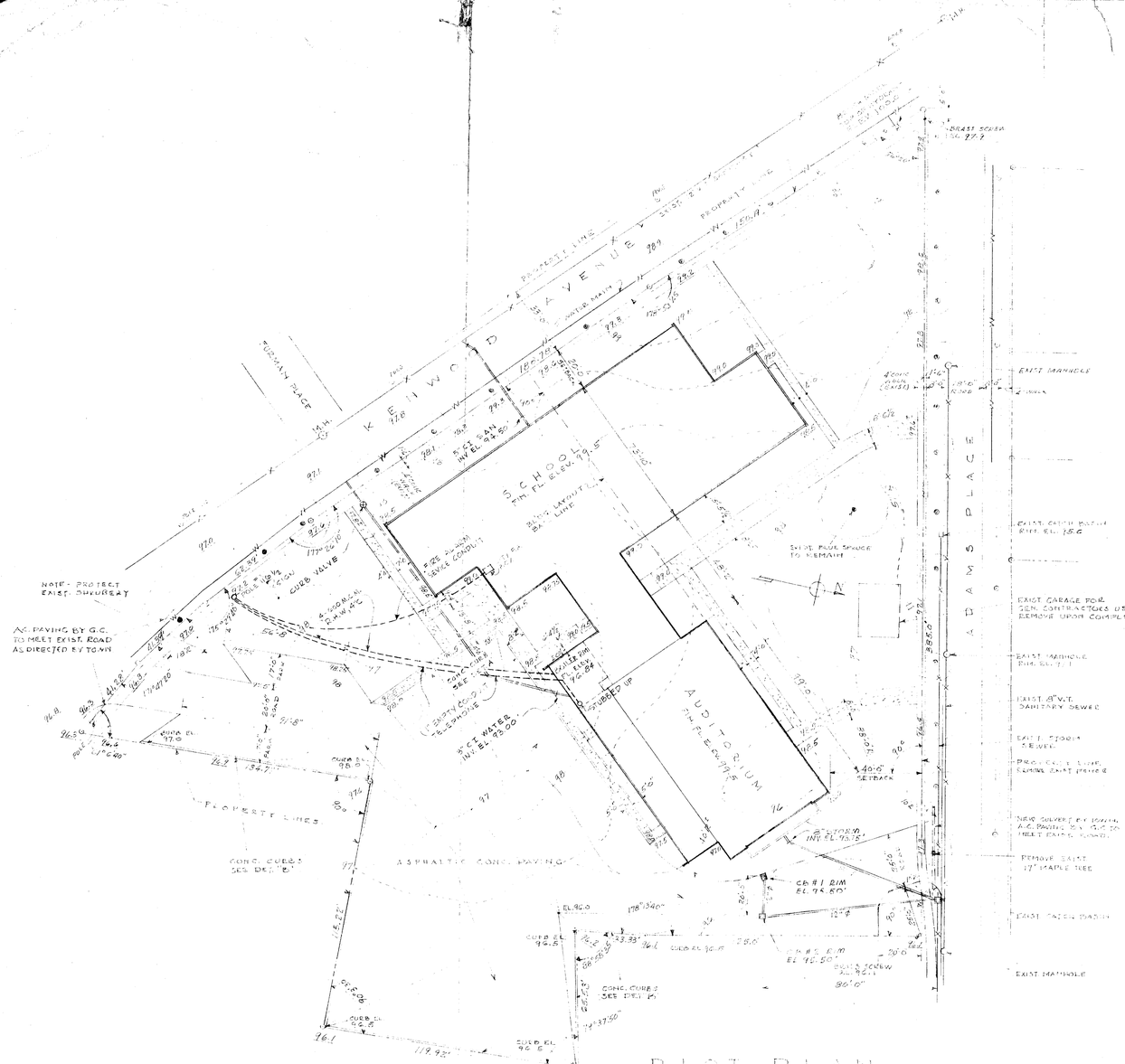


PLOT PLAN
SCALE 1" = 30'-0"
(GENERAL CONTRACTOR'S EXISTING ELEVATIONS)

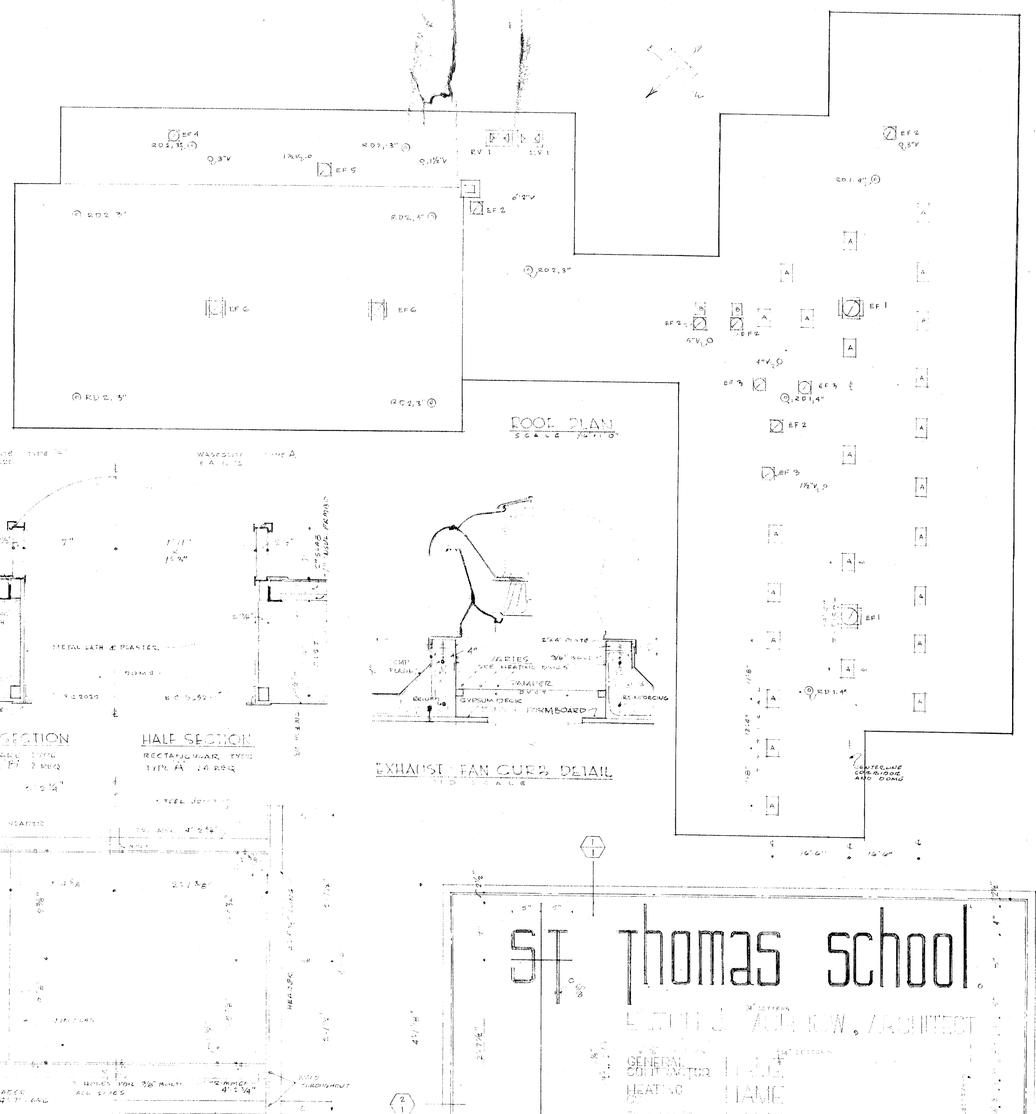


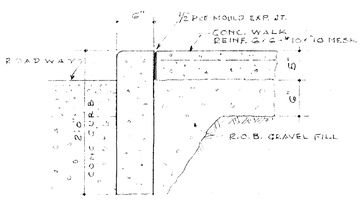


DETAIL "A"
SCALE 1" = 1'-0"
(CONC. CURB AT ROAD & SIDEWALK)




DETAIL "B"
SCALE 1" = 1'-0"
(CONC. CURB AT ROAD & P.L.)

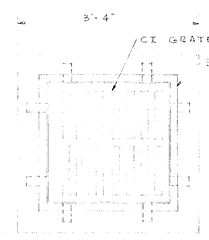


PLAN
SCALE 3/4" = 1'-0"

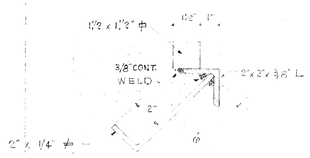


RIM DETAIL
SCALE 3" = 1'-0"

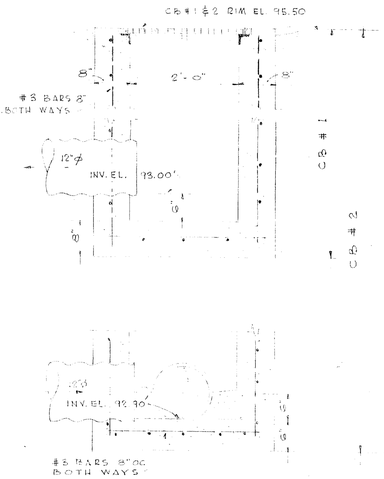


BASE SECTIONS
SCALE 3/4" = 1'-0"

DETAILS CATCH BASINS CB# 1 & 2

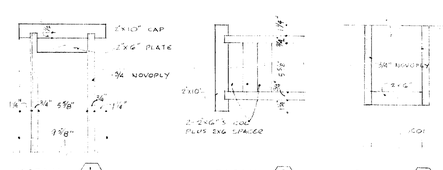


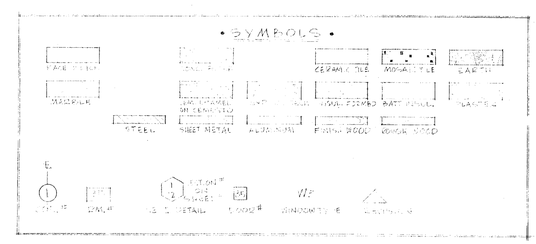





ELEVATION OF SIGN
BOTH SIDES SAME
SCALE 1" = 1'-0"

NOTE
2x10" CAP TO BE PAINTED MIDDLE BLUE
4"x8" NOVOPLY PANELS TO BE PAINTED LIGHT BLUE
THE LETTERS "ST THOMAS SCHOOL" TO BE PAINTED DARK BLUE. ALL OTHER LETTERS TO BE PAINTED MIDDLE BLUE. THE CROSS TO BE PAINTED GOLD.
ALL PAINT TO BE OIL BASED AND OF COLOUR APPROVED BY ARCHITECT.

| | | |
|---|---|---|
| | 1 | PLOT PLAN |
| | 2 | FOUNDATION PLAN |
| | 3 | FLOOR PLAN |
| | 4 | ELEVATIONS |
| | 5 | SECTIONS |
| | 6 | WALL SECTIONS |
| | 7 | WINDOW DETAILS |
| | 8 | ENTRANCE & DOOR DETAILS |
| | 9 | GYMNASIUM DETAILS |
| | 10 | CLASSROOM & KINDERGARTEN DETAILS |
| | S1 | STRUCTURAL & JOIST LAYOUT |
| PLUMBING → | P1 | FOUNDATION PLAN |
| | P2 | FIRST FLOOR PLAN |
| | P3 | ROOF PLAN & DETAILS |
| HEATING → | H1 | PLANS & SECTIONS |
| | H2 | ROOF PLAN & PLAN SHOWING MAIN PIPING |
| | H3 | BOILER ROOM, RADIANT PANELS & DIAGRAMS |
| ELECTRICAL → | E1 | RISER DIAGRAM & DETAILS |
| | E2 | ELECTRICAL LAYOUT |

ST THOMAS SCHOOL
TOWN OF BETHLEHEM
PLOT PLAN
SCALE 1" = 30'-0"
SHEET 1
EDTON J. MORRISON, ARCHITECT AIA 45 NO. LAKE AVE., ALBANY, N.Y.
PLUMB. N.Y. ELEC. ASCR. RAYMOND E. COONEY, PASTOR

INCHES 0 1 2
2487 N-4 TOWN OF BETHLEHEM